

40th World Championship in Shore Angling for Seniors



16.11.2024 till 23.11.2024

Peñíscola, Spain



Nations Final Classification

after 4th Competition Day (22.11.2024)

Rank	Nation	Ranks	Points	Count	Max
1	Italy	2 + 1 + 1 + 8 = 12	11 387	111	578
2	Spain	3 + 8 + 5 + 4 = 20	9 006	114	504
3	Ireland	1 + 7 + 2 + 11 = 21	12 623	119	383
4	France	4 + 5 + 4 + 9 = 22	7 342	99	536
5	Belgium	5 + 2 + 9 + 7 = 23	8 633	93	712
6	Greece	9 + 3 + 3 + 10 = 25	6 617	75	1 002
7	Netherlands	8 + 4 + 13 + 2 = 27	8 439	76	461
8	Portugal	14 + 10 + 8 + 1 = 33	7 754	81	383
9	South Africa	16 + 12 + 6 + 3 = 37	6 199	59	314
10	Wales	12 + 9 + 10 + 6 = 37	5 456	59	536
11	England	10 + 6 + 11 + 14 = 41	4 847	80	421
12	Croatia	7 + 11 + 7 + 16 = 41	4 480	53	283
13	Scotland	11 + 13 + 14 + 5 = 43	4 808	41	495
14	Algeria	6 + 16 + 18 + 13 = 53	3 629	51	670
15	Chile	13 + 14 + 12 + 19 = 58	2 867	33	720
16	Poland	15 + 18 + 17 + 12 = 62	2 817	39	421
17	Germany	19 + 15 + 15 + 15 = 64	2 659	40	283
18	Lithuania	17 + 19 + 16 + 17 = 69	1 690	20	535
19	Brazil	18 + 17 + 19 + 18 = 72	2 271	20	347

40th World Championship in Shore Angling for Seniors



16.11.2024 till 23.11.2024












































Peñíscola, Spain










































Individual Final Classification

after 4th Competition Day (22.11.2024)

Rank	Bib	Participant	Nation	Ranks	Count	Max
1	35	CANOVAS JUAN	Spain	13 + 4 + 3 + 6 = 26	49	504
2	72	O'SULLIVAN CHRIS	Ireland	10 + 14 + 20 + 2 = 46	33	383
3	7	DEVISCH JOERI	Belgium	8 + 8 + 37 + 5 = 58	25	712
4	80	MESSINA MARCELLO	Italy	6 + 2 + 44 + 12 = 64	23	347
5	43	VALLIERES JONATHAN	France	30 + 16 + 26 + 7 = 79	19	383
6	57	GILLISSEN KEES	Netherlands	33 + 34 + 12 + 1 = 80	16	461
7	6	BEUCKELS STEVEN	Belgium	44 + 1 + 4 + 44 = 93	19	650
8	177	SINGH ASHWIN	South Africa	44 + 29 + 1 + 29 = 103	18	314
9	53	MOYSIS KARAPEIDIS	Greece	28 + 24 + 16 + 35 = 103	30	246
10	52	NASOULAS DIMITRIS	Greece	20 + 15 + 7 + 63 = 105	6	1 002
11	42	PUCCIO ALEXANDRE	France	44 + 38 + 9 + 15 = 106	26	536
12	69	MOLLOY JP	Ireland	3 + 58 + 11 + 38 = 110	25	314
13	28	BUCKLEY WILLIAM	Scotland	17 + 10 + 52 + 37 = 116	14	420
14	10	VANTORRE BENITO	Belgium	2 + 12 + 49 + 56 = 119	25	351
15	102	SILVA FERNANDO	Portugal	53 + 57 + 6 + 3 = 119	25	351
16	23	RADINOVIC ARSEN	Croatia	39 + 39 + 5 + 40 = 123	13	283
17	75	LENZI GIANLUCA	Italy	7 + 5 + 25 + 88 = 125	25	578
18	59	PEENE FRANK	Netherlands	88 + 11 + 19 + 8 = 126	16	383
19	71	FRANCIS TROY	Ireland	4 + 20 + 18 + 88 = 130	19	216
20	76	MALVAGNA FILIPPO	Italy	88 + 18 + 21 + 9 = 136	22	421
21	54	PAPANIKOLOUDIS MICHAEL	Greece	26 + 22 + 22 + 73 = 143	17	246
22	79	CIMINO FILIPPO	Italy	9 + 33 + 14 + 88 = 144	17	383
23	33	TRASMONTAN AARON	Spain	5 + 61 + 57 + 23 = 146	12	347
24	100	OLIVEIRA MESSIAS	Portugal	25 + 65 + 40 + 21 = 151	9	347

Rank	Bib	Participant	Nation	Ranks	Count	Max
25	65	ANDREW DUGDALE	 England	27 + 7 + 74 + 45 = 153	31	178
26	78	FONTANA PATRIZIO	 Italy	88 + 6 + 2 + 60 = 156	24	254
27	175	NARAINSAMY ANDREW	 South Africa	36 + 40 + 33 + 49 = 158	9	246
28	41	GIRARD ALAIN	 France	19 + 25 + 27 + 88 = 159	7	314
29	29	MCEWAN BARRY	 Scotland	88 + 26 + 32 + 14 = 160	12	314
30	98	IOTY MARCUS	 Portugal	41 + 36 + 74 + 10 = 161	21	313
31	32	COOPER DAVID	 Scotland	18 + 64 + 61 + 20 = 163	8	495
32	45	ARCH JOE	 Wales	38 + 97 + 13 + 18 = 166	12	461
33	64	IAN DANCEY	 England	31 + 19 + 51 + 65 = 166	22	250
34	47	HUGHES MIKE	 Wales	77 + 3 + 54 + 39 = 173	16	316
35	101	JESUS HENRIQUE	 Portugal	88 + 17 + 36 + 32 = 173	15	227
36	48	OWEN TONY	 Wales	16 + 21 + 62 + 75 = 174	13	536
37	18	KÖNIG MARCO	 Chile	15 + 94 + 10 + 57 = 176	6	720
38	70	O'SULLIVAN TIM	 Ireland	11 + 31 + 46 + 88 = 176	22	278
39	89	AHLALOU ABDERRAHIM	 Morocco	34 + 50 + 85 + 11 = 180	8	347
40	174	PAPENFUSS HENNIE	 South Africa	68 + 43 + 28 + 43 = 182	7	314
41	26	BILIC ALEN	 Croatia	14 + 41 + 48 + 88 = 191	13	196
42	60	TMANNETJE RICO	 Netherlands	24 + 9 + 71 + 88 = 192	23	246
43	95	BADELEK PIOTR	 Poland	35 + 85 + 41 + 33 = 194	8	254
44	66	SAUL PAGE	 England	88 + 45 + 53 + 13 = 199	6	421
45	3	STOGIANNIDIS MARGARITIS	 Germany	69 + 27 + 78 + 25 = 199	14	227
46	63	SAM COLLIER	 England	23 + 46 + 43 + 88 = 200	10	189
47	27	ZUPANEC DENIS	 Croatia	42 + 32 + 39 + 88 = 201	7	254
48	44	VERNAY WILLIAM	 France	57 + 37 + 23 + 88 = 205	25	383
49	105	MOHAMED BENHADRA	 Algeria	21 + 74 + 56 + 58 = 209	8	670
50	19	GARAY NICOLAS	 Chile	44 + 30 + 55 + 88 = 217	5	137
51	50	GARY WOOD	 Wales	88 + 59 + 50 + 22 = 219	10	383
52	1	PIOTTER FRANK	 Germany	88 + 81 + 24 + 28 = 221	10	283
53	8	GELLENS STEVEN	 Belgium	70 + 48 + 67 + 36 = 221	22	107
54	22	PEJDO DUBRAVKO	 Croatia	44 + 62 + 70 + 48 = 224	14	82
55	93	ABRAMCZUK MICHAL	 Poland	73 + 66 + 15 + 71 = 225	8	314
56	176	VILJOEN PIERRE	 South Africa	67 + 82 + 66 + 16 = 231	14	227
57	49	PRICE JYMMY	 Wales	44 + 69 + 72 + 54 = 239	8	40
58	39	CHAIGNEAU OLIVIER	 France	22 + 78 + 79 + 62 = 241	22	85
59	178	NAICKER VILOSHAN	 South Africa	88 + 63 + 74 + 17 = 242	11	254
60	96	RADOJEWSKI LESZEK	 Poland	29 + 71 + 92 + 50 = 242	13	46
61	51	VASILIOS CHATZISIMEON	 Greece	88 + 72 + 38 + 46 = 244	11	119
62	104	MOULAY IDRIS BENHADDA	 Algeria	40 + 60 + 59 + 88 = 247	2	74
63	67	DANNY PARKER	 England	88 + 54 + 35 + 74 = 251	11	75
64	97	FURMAN MIKOLAJ	 Poland	61 + 73 + 92 + 27 = 253	9	421
65	17	GODOY ALFREDO	 Chile	66 + 53 + 63 + 72 = 254	13	250
66	14	LEMONS DE SANTOS FREDERICO	 Brazil	37 + 47 + 83 + 88 = 255	4	316
67	82	DAMBRAUSKAS EGIDIJUS	 Lithuania	88 + 89 + 17 + 63 = 257	2	535

Rank	Bib	Participant	Nation	Ranks	Count	Max
68	81	CERNIUS ALBERTAS	 Lithuania	63 + 93 + 34 + 69 = 259	5	316
69	20	ROJAS RAMON	 Chile	62 + 51 + 64 + 88 = 265	4	282
70	90	WADII IBNTAHIR	 Morocco	88 + 23 + 69 + 88 = 268	3	347
71	2	KNACKSTEDT MARTIN	 Germany	88 + 56 + 45 + 88 = 277	7	110
72	12	ROMANO FABIO FREIRE	 Brazil	88 + 89 + 79 + 23 = 279	1	347
73	84	MIKALAIUSKAS SAULIUS	 Lithuania	65 + 86 + 74 + 55 = 280	7	39
74	4	GRUNKE MARIO	 Germany	59 + 75 + 59 + 88 = 281	5	52
75	31	MUIR ISAAC	 Scotland	52 + 76 + 84 + 70 = 282	4	254
76	106	HOCINE KESSAL	 Algeria	56 + 87 + 92 + 51 = 286	8	137
77	13	MENDES DA SILVA JOAO BATISTA	 Brazil	88 + 83 + 30 + 88 = 289	5	137
78	30	MCMILLAN NEIL	 Scotland	88 + 84 + 58 + 59 = 289	3	63
79	83	KOVALIOVAS ALGIRDAS	 Lithuania	44 + 97 + 92 + 61 = 294	2	52
80	88	TARIK MRINI	 Morocco	76 + 92 + 92 + 41 = 301	7	283
81	94	CZERW KRZYSZTOF	 Poland	71 + 79 + 79 + 75 = 304	1	60
82	15	HERMES PEDRO	 Brazil	60 + 67 + 92 + 88 = 307	5	254
83	11	PEREIRA DA SILVA ANDERSON	 Brazil	88 + 77 + 92 + 52 = 309	5	103
84	21	VARGAS SERGIO	 Chile	58 + 97 + 68 + 88 = 311	5	168
85	85	VACKONIS RYTIS	 Lithuania	64 + 97 + 92 + 67 = 320	4	90
86	5	PELKA MARCEL	 Germany	88 + 88 + 92 + 66 = 334	4	52
34		CUESTA CARLOS	 Spain	55 + 0 + 8 + 47	18	314
56		DIAMANTOPOULOS IOANNIS	 Greece	0 + 13 + 82 + 0	7	250
73		FOGARTY CIARAN	 Ireland	1 + 68 + 0 + 53	16	313
61		GABRIËLSE MARIJN	 Netherlands	32 + 80 + 0 + 26	11	461
38		GARCIA DAVID	 Spain	0 + 28 + 31 + 88	16	103
62		GEUZE REMCO	 Netherlands	0 + 0 + 92 + 34	3	103
74		KENRICK DEREK	 Ireland	0 + 0 + 29 + 0	4	157
55		MAGOS CHRISTOS	 Greece	88 + 0 + 0 + 30	4	114
103		MARTINS DIOGO	 Portugal	0 + 0 + 73 + 4	4	383
58		MINDERHOUD JOERI	 Netherlands	51 + 42 + 92 + 0	7	216
109		MOHAMED ABDELKRIM TAGHLIT	 Algeria	0 + 44 + 47 + 68	7	158
107		MOHAMED AMINE BOUDJELIDA	 Algeria	12 + 91 + 0 + 19	26	578
37		MOLINA RAFA	 Spain	54 + 70 + 0 + 31	7	283
36		OLIVA JUAN DANIEL	 Spain	43 + 52 + 65 + 0	12	88
24		PINEZIC DAVID	 Croatia	75 + 55 + 0 + 42	4	283
99		PINTO FRANCISCO	 Portugal	74 + 49 + 0 + 0	7	88
9		TIMMERMAN KOEN	 Belgium	0 + 35 + 92 + 88	2	196
25		TOMA PATRIK	 Croatia	0 + 0 + 42 + 0	2	137
179		WILLAERT CHRISTIAAN	 Belgium	71 + 0 + 0 + 0	0	0
108		ZIYAD LALEG	 Algeria	88 + 0 + 92 + 0	0	0