

23rd World Championship Shore Angling for JUNIORS 2024



02.11.2024 till 09.11.2024

Wexford, Ireland



Nations Final Classification

after 4th Competition Day (08.11.2024)

Rank	Nation	Ranks	Points	Count	Max
1	 Spain	2 + 1 + 4 + 2 = 9	3 653	112	30
2	 Netherlands	3 + 4 + 2 + 3 = 12	3 373	102	48
3	 France	1 + 3 + 3 + 6 = 13	3 592	106	67
4	 England	6 + 2 + 1 + 8 = 17	3 124	94	54
5	 Croatia	4 + 8 + 7 + 1 = 20	2 656	81	35
6	 Portugal	5 + 6 + 8 + 4 = 23	2 133	66	30
7	 Ireland	8 + 5 + 6 + 5 = 24	2 346	71	31
8	 Italy	7 + 7 + 5 + 7 = 26	2 658	82	29

23rd World Championship Shore Angling for JUNIORS 2024



02.11.2024 till 09.11.2024





Wexford, Ireland



Individual Final Classification

after 4th Competition Day (08.11.2024)

Rank	Bib	Participant	Nation	Ranks	Count	Max
1	29	FERARA Vito	Croatia	11 + 4 + 16 + 6 = 37	29	29
2	38	VAN BEEK Maarten	Netherlands	27 + 9 + 1 + 1 = 38	30	48
3	47	CABRERA ORCIEL Álvaro	Spain	4 + 11 + 4 + 20 = 39	23	30
4	22	TRAN Tyméo	France	21 + 7 + 10 + 13 = 51	27	67
5	44	NICOLÁS CORTÉS Jaime	Spain	15 + 16 + 26 + 5 = 62	21	29
6	37	BOM Maarten	Netherlands	8 + 3 + 19 + 36 = 66	25	29
7	21	LEPRETRE Tom	France	2 + 12 + 12 + 41 = 67	24	28
8	4	GILVARRY Billy	Ireland	20 + 22 + 23 + 4 = 69	20	25
9	20	BONMORT Raphaël	France	1 + 42 + 8 + 19 = 70	24	31
10	40	VAN SLUIJS Pedro	Netherlands	26 + 27 + 7 + 10 = 70	22	28
11	7	DRIVER Curtis	England	18 + 17 + 14 + 23 = 72	21	31
12	9	PRICE Riley	England	40 + 18 + 2 + 15 = 75	19	25
13	15	PALLINI Filippo	Italy	16 + 28 + 5 + 29 = 78	22	28
14	10	RYDER Tom	England	7 + 8 + 29 + 34 = 78	22	54
15	11	SLATER James	England	29 + 6 + 3 + 41 = 79	22	31
16	3	KIRWAN Bradley	Ireland	13 + 15 + 22 + 30 = 80	18	30
17	52	DIAS João	Portugal	17 + 13 + 32 + 21 = 83	21	25
18	2	DE KLEER Nathan	Ireland	33 + 2 + 34 + 15 = 84	16	30
19	26	TARAŠ Josip	Croatia	6 + 34 + 18 + 26 = 84	23	35
20	51	MARTINS Lourenso	Portugal	31 + 10 + 41 + 3 = 85	17	27
21	23	SOMBRUN Ewen	France	9 + 23 + 36 + 17 = 85	20	29
22	49	CORREIA Tiago	Portugal	24 + 43 + 9 + 14 = 90	14	30
23	39	BAAS Mathias	Netherlands	14 + 21 + 37 + 18 = 90	16	33
24	32	MUDRAY Jeariya	South Africa	32 + 31 + 21 + 7 = 91	18	34

Rank	Bib	Participant	Nation	Ranks	Count	Max
25	35	MALGA Reece	 South Africa	19 + 39 + 31 + 8 = 97	15	30
26	14	ARDOVINI Cesare	 Italy	30 + 5 + 24 + 41 = 100	11	29
27	36	ADMIRAAL Koen	 Netherlands	10 + 25 + 25 + 41 = 101	9	29
28	30	POBAR Petar	 Croatia	25 + 38 + 30 + 11 = 104	11	28
29	25	HAJDARAJ Teo	 Croatia	39 + 20 + 39 + 9 = 107	11	26
30	1	ROCHE Max	 Ireland	38 + 36 + 15 + 24 = 113	10	29
31	18	GALIMI Danilo	 Italy	22 + 24 + 40 + 31 = 117	13	25
32	28	PRIBILOVIĆ Domagoj	 Croatia	23 + 40 + 33 + 25 = 121	7	27
33	8	JAMES Samuel	 England	43 + 37 + 11 + 37 = 128	10	30
34	34	CHETTY Jeremiah	 South Africa	43 + 35 + 43 + 28 = 149	4	26
35	5	O'NEILL Adam	 Ireland	37 + 33 + 38 + 41 = 149	7	31
19		AUBERT Nathan	 France	35 + 14 + 28 + 0	9	31
24		DEISS William	 France	0 + 0 + 0 + 35	2	23
46		GARCÍA SAMPERIO Hugo	 Spain	12 + 26 + 0 + 32	14	26
42		MACHÓN CANO Mati	 Spain	0 + 1 + 17 + 27	23	27
53		MILHO Rodrigo	 Portugal	5 + 32 + 20 + 33	11	28
43		NÚÑEZ VICARIO Alejandro	 Spain	3 + 19 + 35 + 0	17	30
50		PEDROSA Francisco	 Portugal	41 + 30 + 43 + 0	3	24
16		PIRANEO Gabriele	 Italy	34 + 41 + 0 + 2	9	25
13		PIRRI Salvatore Pio	 Italy	0 + 0 + 6 + 22	14	26
48		RODRIGUES Duarte	 Portugal	0 + 0 + 0 + 41	0	0
45		RUIZ PÉREZ Fernando	 Spain	28 + 0 + 13 + 12	14	25
17		TURLETTI Ermanno	 Italy	36 + 29 + 27 + 0	13	29