

# 7th World Championship Shore Angling for MASTERS












19.10.2024 till 26.10.2024

Paphos, Cyprus



## Teams Final Classification

after 4th Competition Day (25.10.2024)

Rank	Nation	Team	Ranks	Points	Count	Max
1		Germany Team A	2 + 5 + 1 + 4 = 12	1 696	52	41
2		Spain Team A	6 + 3 + 3 + 2 = 14	1 796	53	41
3		Belgium Team A	1 + 4 + 4 + 7 = 16	1 800	56	41
4		Spain Team B	5 + 7 + 7 + 1 = 20	1 775	58	49
5		Croatia Team A	10 + 1 + 5 + 8 = 24	1 338	40	41
6		Portugal Team B	7 + 2 + 9 + 6 = 24	1 418	41	40
7		England Team A	3 + 9 + 2 + 12 = 26	1 696	56	43
8		Cyprus Team A	9 + 8 + 6 + 5 = 28	1 496	41	54
9		Portugal Team A	8 + 10 + 8 + 3 = 29	1 170	32	38
10		Italy Team A	4 + 6 + 12 + 10 = 32	1 165	37	44
11		Germany Team B	11 + 11 + 10 + 11 = 43	837	26	42
12		South Africa Team A	12 + 12 + 11 + 9 = 44	684	21	30

# 7th World Championship Shore Angling for MASTERS



19.10.2024 till 26.10.2024


























Paphos, Cyprus



## Individual Final Classification

after 4th Competition Day (25.10.2024)

Rank	Bib	Participant	Nation	Team	Ranks	Count	Max
1	62	ENCARNACAO FERNANDO		Team B	6 + 15 + 6 + 6 = 33	26	40
2	48	PRAT JOSE MARIA		Team A	26 + 5 + 7 + 2 = 40	24	41
3	52	GODINO JUAN		Team B	4 + 8 + 24 + 4 = 40	11	39
4	15	KONSTANTINOU ANTREAS		Team A	5 + 1 + 1 + 43 = 50	15	54
5	25	NAGORSEN VEIT		Team A	14 + 9 + 27 + 5 = 55	8	39
6	28	PIOTTER FRANK		Team A	13 + 11 + 17 + 17 = 58	13	41
7	4	WILLAERT JOHNNY		Team A	8 + 12 + 3 + 39 = 62	20	29
8	49	GARCIA AGUSTIN		Team A	9 + 41 + 10 + 8 = 68	9	21
9	50	RUIZ FERNANDO		Team B	40 + 23 + 12 + 1 = 76	15	49
10	17	CLARK CHRIS		Team A	1 + 21 + 2 + 56 = 80	28	41
11	1	DE MAERE PETER		Team A	10 + 14 + 36 + 29 = 89	5	26
12	2	DESCAMPS FRANK		Team A	23 + 25 + 16 + 25 = 89	9	41
13	38	LINO VITALE		Team A	19 + 4 + 29 + 41 = 93	8	44
14	55	RIBEIRO JOAO		Team A	40 + 31 + 8 + 14 = 93	6	38
15	18	KNIGHT SIMON		Team A	30 + 28 + 4 + 32 = 94	6	36
16	3	DE BRUYCKERE FRANKY		Team A	2 + 35 + 49 + 9 = 95	15	37
17	26	SCHULZ ANDREAS		Team A	20 + 49 + 5 + 21 = 95	6	17
18	54	ROMERO VICENTE		Team B	7 + 34 + 38 + 18 = 97	15	18
19	57	PAIS ANTONIO		Team A	12 + 33 + 30 + 25 = 100	8	14
20	12	MICHAELIDES MICHAEL		Team A	47 + 2 + 44 + 11 = 104	7	27
21	24	KUCZYNSKI JOOST		Team A	3 + 16 + 34 + 53 = 106	14	20
22	10	BAJLO MLADEN		Team A	33 + 19 + 22 + 34 = 108	7	22
23	46	GARCIA VICENTE		Team A	22 + 29 + 47 + 12 = 110	11	37
24	8	JELENIC BORIS		Team A	37 + 6 + 28 + 42 = 113	10	30

Rank	Bib	Participant	Nation	Team	Ranks	Count	Max
25	5	JACOBS RUDI	 Belgium	Team A	28 + 17 + 21 + 47 = 113	7	41
26	40	MARTINI FABIO	 Italy	Team A	18 + 30 + 46 + 20 = 114	7	19
27	41	VERMAAK JOHANNES	 South Africa	Team A	21 + 38 + 32 + 24 = 115	13	30
28	58	OLIVEIRA JOSE	 Portugal	Team A	34 + 26 + 41 + 16 = 117	5	37
29	6	KAPOV MARIO	 Croatia	Team A	48 + 20 + 20 + 30 = 118	8	18
30	23	ZIRNSTEIN STEPHAN	 Germany	Team A	44 + 37 + 9 + 34 = 124	11	38
31	47	MARTINEZ JUAN JESUS	 Spain	Team A	46 + 7 + 33 + 39 = 125	4	28
32	20	WARNER KEVIN	 England	Team A	17 + 45 + 15 + 50 = 127	7	43
33	37	SILVESTRI SATURNO	 Italy	Team A	11 + 35 + 48 + 38 = 132	13	35
34	45	MACIA JOAGUIN	 Spain	Team A	40 + 27 + 13 + 52 = 132	5	22
35	51	OSSORIO JULIO ALVAREZ	 Spain	Team B	49 + 22 + 25 + 36 = 132	7	24
36	64	LOURENCO CARLOS	 Portugal	Team B	29 + 23 + 57 + 23 = 132	3	15
37	44	VAN HEERDEN ADRIAAN	 South Africa	Team A	40 + 40 + 26 + 27 = 133	5	28
38	61	VALIDO RICARDO	 Portugal	Team B	55 + 18 + 19 + 44 = 136	6	20
39	60	MATOS MARIO	 Portugal	Team B	15 + 54 + 45 + 28 = 142	3	28
40	7	SKANDOVIĆ MIHAJLO	 Croatia	Team A	35 + 31 + 23 + 55 = 144	3	21
41	53	GARCIA PEDRO	 Spain	Team B	31 + 51 + 53 + 10 = 145	10	37
42	29	PAULITZ UWE	 Germany	Team B	24 + 45 + 31 + 48 = 148	6	21
43	14	NICOLAOU NICOS	 Cyprus	Team A	32 + 53 + 53 + 13 = 151	9	38
44	21	WESTGARTH BERNARD	 England	Team A	16 + 58 + 50 + 31 = 155	12	25
45	30	FROBA DIETER	 Germany	Team B	27 + 43 + 37 + 49 = 156	7	39
46	31	STOLTE THOMAS	 Germany	Team B	53 + 41 + 56 + 7 = 157	9	14
47	63	SILVA JOAO	 Portugal	Team B	51 + 3 + 51 + 54 = 159	3	19
48	59	GONCALVES ARMENIO	 Portugal	Team A	36 + 47 + 43 + 33 = 159	9	17
49	16	KAZAKAIOS CHARALAMBOS	 Cyprus	Team A	54 + 58 + 35 + 15 = 162	5	35
50	13	MILTADOUS MILTOS	 Cyprus	Team A	38 + 54 + 14 + 59 = 165	5	28
51	56	VILAR MANUEL	 Portugal	Team A	56 + 56 + 39 + 19 = 170	4	16
52	19	TUCKER SALLY	 England	Team A	39 + 43 + 42 + 46 = 170	3	20
53	43	VAN GREUNEN GEORGE	 South Africa	Team A	58 + 51 + 40 + 22 = 171	3	17
54	32	SCHOKNECHT WOLFGANG	 Germany	Team B	58 + 48 + 18 + 50 = 174	3	42
55	33	CASTENS BRIGITTE	 Germany	Team B	50 + 49 + 59 + 57 = 215	1	16
56	42	LE ROUX GERT	 South Africa	Team A	58 + 58 + 59 + 59 = 234	0	0
35		BENEDETTI GIANLUCA	 Italy	Team A	0 + 0 + 0 + 37	0	0
39		CINI SIMONE	 Italy	Team A	25 + 38 + 52 + 0	2	18
36		DELLE DONNE ENRICO	 Italy	Team A	45 + 10 + 55 + 45	7	41
9		STROSSMAYER TOMO	 Croatia	Team A	51 + 0 + 0 + 0	0	0
11		TABAKOVIC OSMAN	 Croatia	Team A	0 + 13 + 11 + 3	12	41